



राष्ट्रीय परीक्षा एजेंसी
National Testing Agency
Excellence in Assessment



NAVYUG SCHOOL SAROJINI NAGAR

ENTRANCE TEST (NSSNET)-2024

*For
Admission to
Class VI & VII
2024*



Information Bulletin

<https://exams.nta.ac.in/NSSNET/>

<https://nssnet.ntaonline.in>

**NAVYUG SCHOOL SAROJINI NAGAR ENTRANCE TEST (NSSNET) -2024
FOR ADMISSION OF MERITORIOUS STUDENTS TO CLASS VI AND CLASS VII IN
NAVYUG SCHOOL, SAROJINI NAGAR**

IMPORTANT INFORMATION AND DATES AT A GLANCE

Activity	Dates
Online Submission of Application Forms	16.02.2024 to 01.03.2024 (Up to 05.00 PM)
Last Date of Successful Transaction of Fee through Credit / Debit Card / Net-Banking	01.03.2024 (Up to 11.50 PM)
Correction of details filled in Application Form	02.03.2024 to 03.03.2024

Fee Payable	Rs. 250/- (Rupees Two Hundred and Fifty only) per candidate
Note: The fee as mentioned above is exclusive of any taxes or service charges payable to banks/payment organizations that may be applicable. Fee as mentioned above is non-refundable. Fee once paid will not be refunded under any circumstances.	

Downloading of Admit Cards from NTA website	15.03.2024
Date of Examination	21.03.2024* (Thursday)
Mode of Test	Pen and Paper
Pattern of the Test	Objective Type – MCQ
Duration of Examination	150 minutes
Medium of Question Paper	Question paper will be bi-lingual, i.e. English and Hindi. In case of any discrepancy in translation in Hindi version, English version will prevail.
Timings of Examination	11.00 AM to 01.30 PM
Exam Centre	As indicated in the admit card
Declaration of results	Will be announced later on website
Websites	https://exams.nta.ac.in/NSSNET/ https://nssnet.ntaonline.in

*NTA/NDMC reserves the right to postpone or cancel the examination if exigencies so warrant, which are beyond the control of NTA/NDMC.

1. NSSNET-2024 Test for admission to Class-VI and VII in Navyug School, Sarojini Nagar, New Delhi for the academic year 2024-25.
2. Candidates can apply for NSSNET-2024 "Online" on the website <https://exams.nta.ac.in/NSSNET/> , <https://nssnet.ntaonline.in/> The Application Form other than online mode will not be accepted.
3. Only one application is to be submitted by a candidate. If a candidate submits more than one Application Form for admission at the same level, his/her Application Forms shall summarily be rejected.
4. Candidates must follow the instructions strictly as given in the Information Bulletin and on NTA website <https://exams.nta.ac.in/NSSNET/>, Candidates not complying with the instructions shall be summarily disqualified.
5. Candidates must ensure that e-mail address and mobile number provided in the online application form are their own or that of their parents, as all information/ communication will be

sent by NTA through e-mail on the given e-mail address or SMS on given mobile number only. It will Be the sole responsibility of the parents to check the notifications/messages timely

6. Instructions for filling Online Application Form:
- Download and read the Information Bulletin carefully to ensure your eligibility.
 - Follow the steps given below to Apply Online:

Step 1: Register online using unique Email ID and Mobile No.

Step 2: Fill in the Online Application Form and note down the system generated Application No. Upload the following documents:

- Scanned images of Candidate's Photograph - (file size: 10kb-200 kb) in JPG format
- Candidate's Signature - (file size: 4kb-30kb) in JPG format
- Thumb impression - (file size : 50 kb to 300 kb) in PDF format
- Date of Birth Certificate - (file size : 50 kb to 300 kb) in PDF format
- PwD Certificate, if applicable - (file size : 50 kb to 300 kb) in PDF format
- ID Proof (Aadhaar Card / any other Photo ID Card issued by any Govt. Authority or a letter with Photograph and Signature of the Candidate attested by the Principal of the School where the candidate is studying) - (file size: 50 kb to 300 kb) in PDF format
- Caste certificate from the competent authority, if applicable (file size: 50 kb to 300 kb) in PDF format

(If the information given or documents uploaded are not correct or incomplete or cannot be corroborated with the required original certificates at the time of admission, the candidate is liable to be rejected and admission denied to him or her)

Step 3: Pay fee using Canara Bank Payment Gateway through Credit Card / Debit Card (except Master/Visa Card) / Net-Banking / UPI / Wallet and keep proof of fee paid. In case the Confirmation Page is not generated after payment of fee, then the transaction is cancelled and amount will be refunded to the candidate's account. However, the candidate has to make another transaction, in case the Confirmation Page is not generated.

Download save and print copies of confirmation page after successful remittance of fee and keep copies safely for future reference.

All the 3 steps can be done together in one go or at different times.

7. The final submission of Online Application Form will remain incomplete if Step-3 is not complete. Such forms will stand rejected and no correspondence on this account will be entertained.
8. In case the Confirmation Page is not generated after payment of the prescribed Fee, the candidate should approach the concerned Bank/ Payment Gateway integrator (at the helpline number and email given in **Annexure-I** of the Information Bulletin), for ensuring the successful payment.
9. Candidates are advised to keep the application number and password generated during registration confidential and use them to view registration data and download admit card, results etc.
10. Any request to change the exam center, date and time provided on the admit cards shall not be considered under any circumstances.
11. No request for refund of fee once remitted by the candidate will be entertained by NTA under any circumstances.
12. The entire application process of NSSNET-2024 is online, including uploading of scanned images, certificates, Payment of Fees, and Printing of Confirmation Page. Therefore, candidates are not required to send/submit any document(s) including Confirmation Page to NTA through Post/Fax/ by Hand.
13. Candidates are advised to keep visiting the NTA website <https://exams.nta.ac.in/NSSNET/> regularly for all examination related updates and to check their emails. However candidates are advised to visit the respective school website for information about the school.

14. Candidates are NOT allowed to carry Instrument/ Geometry/ Pencil box, Hand bag, Purse, cap, goggles, jackets, any kind of Paper/ Stationery/ Textual material (printed or written material), Eatables (loose or packed), Mobile Phone/ Ear Phone/ Microphone/ Pager, Calculator, Docu-Pen, Slide Rules, formulae, Log Tables, whitener, Camera, Tape Recorder, Electronic Watches with facilities of calculator, any metallic item or electronic gadgets/devices, pointed instruments etc. in the Examination Hall/Room.

DISCLAIMER

1. Candidates are advised to read the Information Bulletin carefully and go through the instructions regarding filling of Online Application Form given on NSSNET-2024 website <https://nssnet.ntaonline.in/> , before starting online registration.
2. Candidate should ensure that all information entered during the online registration process is correct.
3. Online information provided by candidates like candidate's name, father's name, mother's name, gender, contact/address details, educational qualification details, date of birth, etc. during online registration for NSSNET-2024 will be treated as correct/final and NTA will not entertain, under any circumstances, any request for change in information provided by the candidates.
4. NTA disclaims any liability that may arise to candidate(s) due to incorrect information provided by the candidate(s) during online registration process.
5. NTA does not edit /modify/alter any information entered by the candidates after completion of registration process under any circumstances. Any request for change in information thereafter will not be entertained. Therefore, aspirants are advised to exercise utmost caution while filling up correct details in registration system.

Usage of Data and Information:

NTA can use the data provided by the candidate for internal purpose(s) including training, research and development, analysis and other permissible purpose(s).

Help Desk:

Candidates can call on any of the following numbers of NTA for any assistance/clarification: 011-40759000, 011-69227700.

Help Desk will be open from 10.00 am to 5.00 pm, Monday to Saturday. They can also write to NTA at nssnet@nta.ac.in

NDMC will also set up facilitation counters in all its Atal Vidyalayas / Navyug Schools for registration purposes only and for downloading/printing of admit cards purposes with the assistance of teachers.

Candidates are advised to quote their application number, email ID and mobile number in their correspondence with NTA.

INDEX

IMPORTANT INFORMATION AND DATES AT A GLANCE	2
CHAPTER 1	7
INTRODUCTION	7
1.1 ABOUT NATIONAL TESTING AGENCY (NTA)	7
1.2 ABOUT NAVYUG SCHOOL EDUCATION SOCIETY	7
1.3 NAVYUG SCHOOL, SAROJINI NAGAR	7
1.4 ADMISSION TO NAVYUG SCHOOL, SAROJINI NAGAR	7
CHAPTER 2	8
ADMISSION TO NAVYUG SCHOOL SAROJINI NAGAR	8
2.1 ADMISSION CRITERIA	8
2.2 ROLE OF NTA	8
2.3 DATE OF NSSNET-2024	8
2.4 IMPORTANT WEBSITES	8
CHAPTER 3	9
GENERAL INFORMATION	9
3.1 GENERAL INSTRUCTIONS	9
3.2 SCHEDULE OF EXAMINATION	10
3.3 DURATION OF EXAMINATION	10
3.4 SCHEME OF EXAMINATION	10
3.6 SYLLABUS FOR THE EXAM	11
3.7 CENTRES / CITIES FOR NSSNET-2024	11
CHAPTER 4	12
ELIGIBILITY REQUIREMENTS	12
4.1 ELIGIBILITY TO APPEAR IN NSSNET-2024	12
4.2 PASSING MARKS FOR ADMISSION	12
CHAPTER 5	13
FACILITY FOR PWD CANDIDATES	13
5.1 Provisions relating to Persons with Disability (PwD):	13
5.2 Facilities for PwD Candidates to Appear in the Exam:	13
5.3 Facilities for PwD candidates who have less than 40% disability and have a limitation in writing and a scribe is essential to write the exam on his/her behalf:	14
CHAPTER 6	15
STEPS IN FILLING UP THE EXAMINATION FORM	15
6.1 HOW TO APPLY FOR NSSNET-2024	15
6.2 CHECK LIST FOR FILLING THE ONLINE APPLICATION FORM	17
6.3 COMMON SERVICES CENTRES / FACILITATION CENTRES	17
CHAPTER 7	18
BARRED ITEMS	18
7.1 BARRED ITEMS	18
CHAPTER 8	19
INFORMATION FOR PARENTS/GUARDIANS	19
8.1 INFORMATION FOR PARENTS/GUARDIANS	19

CHAPTER 9	20
ADMIT CARD	20
9.1 ADMIT CARD	20
CHAPTER 10	21
INSTRUCTIONS TO BE FOLLOWED IN THE EXAMINATION HALL	21
10.1 INSTRUCTIONS TO BE FOLLOWED IN THE EXAMINATION HALL	21
CHAPTER 11	23
USE OF UNFAIR MEANS / MALPRACTICE	23
11.1 USE OF UNFAIR MEANS/MALPRACTICE	23
11.2 PUNISHMENT FOR USING UNFAIR MEANS/MALPRACTICE	24
11.3 CANCELLATION OF RESULT	24
CHAPTER 12	25
POST EXAMINATION ACTIVITIES AND DECLARATION OF RESULT	25
12.1 DISPLAY OF SCANNED COPIES OF OMR SHEETS ON WEBSITE:	25
12.2 DISPLAY OF ANSWER KEY FOR CHALLENGE:	25
12.3 PROCEDURE FOR DECLARATION OF RESULT:	25
12.4 DECLARATION OF RESULT	26
12.5 RESULTS & MERIT LIST	26
12.6 INTER-SE MERIT OF CANDIDATES IN CASE OF A TIE	26
12.7 VALIDITY OF RESULT	26
12.8 RE-CHECKING / RE-EVALUATION OF ANSWER SHEETS	26
12.9 LEGAL JURISDICTION:	26
12.10 RETENTION POLICY:	26
ANNEXURE-I: PAYMENT OF EXAM FEE - PROCEDURE/ MODE / SERVICE PROVIDER(S) AND SERVICES CHARGES	27
ANNEXURE-III: CERTIFICATE REGARDING PHYSICAL LIMITATION TO WRITE IN AN EXAMINATION	42
ANNEXURE-IV: LETTER OF UNDERTAKING FOR USING OWN SCRIBE	43
ANNEXURE-V: Certificate for person with specified disability covered under the definition of Section 2 (s) of the RPwD Act, 2016 but not covered under the definition of Section 2(r) of the said Act, i.e. persons having less than 40% disability and having difficulty in writing	44
ANNEXURE-VII: REPLICA OF THE APPLICATION FORM	46
.....	47

CHAPTER 1

INTRODUCTION

1.1 ABOUT NATIONAL TESTING AGENCY (NTA)

The Ministry of Education (MOE), Government of India (GOI) has established National Testing Agency (NTA) as an independent autonomous and self-sustained premier examining organization under the Societies Registration Act, 1860 for conducting efficient, transparent and international standards exams in order to assess the competency of candidates for admissions to premier higher educational institutions.

The objectives of NTA, inter-alia, include:

- i. To conduct efficient, transparent and international standard exams in order to assess the competency of candidates for admission.
- ii. To undertake research on educational, professional and examining system to identify gaps in the knowledge systems and take steps for bridging them.
- iii. To produce and disseminate information and research on education and professional development standards.

1.2 ABOUT NAVYUG SCHOOL EDUCATION SOCIETY

The Navyug School Educational Society (NSES) is registered with Registrar of Societies, GNCTD under the Societies Registration Act XXI of 1860 and is funded through support from the New Delhi Municipal Council (NDMC) in the form of 100% grant-in aid. NSES runs 12 Navyug Schools (07 Senior Secondary, 01 Secondary and 04 Primary Schools) in NDMC area. NSES is marking significant impact in the field of education by catering to quality education to about 9000 students through its schools.

1.3 NAVYUG SCHOOL, SAROJINI NAGAR

First Navyug School opened by the NDMC which came into existence in 1973 in Sarojini Nagar area as a gift for the gifted children of all caste and class on the 25th anniversary of the Independence of our country offering CBSE curriculum-based education from Class VI to Class XII. This school was initially set up to run in a day boarding fashion. Students were also provided school made lunch and transportation facilities.

Eleven more branches were opened later. These schools received a lot of acclamation for quality education, taking proper care of students and meritorious performance of the children passing through these schools.

Navyug School, Sarojini Nagar has excellent infrastructure where various sports like Football, Volleyball, Basketball, Table Tennis, Swimming, Badminton, Athletics and Chess have been made available. Professional coaching is also available for football and basketball. Full-fledged Department of Music and Department of Arts is also available in the school with qualified and experienced teachers. The school has full-fledged Science laboratories, Tinkering Lab, Computer Lab, Library etc.

Uniform subsidy and free text-books are provided to the students whose family income is less than or equal to Rs. 2 Lakh per annum.

1.4 ADMISSION TO NAVYUG SCHOOL, SAROJINI NAGAR

In 2024 -25 admission to the Navyug School, Sarojini Nagar at Class VI and VII level will be done purely on the basis of merit, i.e. marks obtained in a written test called **NSSNET-2024**. NSES has entrusted the responsibility of conducting the above test to NTA.

CHAPTER 2

ADMISSION TO NAVYUG SCHOOL SAROJINI NAGAR

2.1 ADMISSION CRITERIA

Admission to Class VI and VII of the Navyug School, Sarojini Nagar for the academic year 2024-25, is through a written exam called NSSNET-2024.

All admissions will be on merit basis. Reservation of seats as applicable will be followed as per Government Norms.

Admission in Navyug School, Sarojini Nagar in Class-VI and VII will be strictly on the merit basis by holding an Entrance Test. The class wise available seats are as under:

Class	No. of Seats Available	Section(s)
VI	105	3
VII	33	1

2.2 ROLE OF NTA

NSSNET-2024 will be conducted by National Testing Agency (NTA).

The responsibility of NTA is limited to inviting online applications for NSSNET-2024, conduct of the NSSNET-2024, processing and declaration of result and providing the merit list to the NSES.

2.3 DATE OF NSSNET-2024

NSSNET-2024 covers admission to Class VI and VII for the session 2024-25 in the Navyug School, Sarojini Nagar and will be held on 21.03.2024 (Thursday).

2.4 IMPORTANT WEBSITES

The official website of NTA: <https://exams.nta.ac.in/NSSNET/> , <https://nssnet.ntaonline.in/>

All the exam related information as amended from time-to-time, if any, will be available on these websites only. Candidates must regularly view this website for exam updates.

Candidates are also advised to be in touch with the website of NDMC www.ndmc.gov.in for admission to Navyug School, Sarojini Nagar, in Class VI and VII.

CHAPTER 3

GENERAL INFORMATION

3.1 GENERAL INSTRUCTIONS

NSSNET-2024 will be conducted as per the guidelines prescribed by the Navyug School Education Society (NSES).

- i. Merely appearing and passing in NSSNET-2024 does not confer any right to the candidate for admission to the Navyug School, Sarojini Nagar.
- ii. The selection and admission to Navyug School, Sarojini Nagar is subject to fulfilling the admission criteria, eligibility, rank in merit list, verification of original documents and such other criteria as may be prescribed by the Navyug School Education Society.
- iii. Applications of candidates submitting false and fabricated information will be rejected and such candidates will be further debarred from appearing in examinations conducted by NTA.
- iv. Incomplete application and applications not in accordance with instructions are liable to be rejected without any further intimation.
- v. The examination fee once deposited will not be refunded. Fee will neither be carried forward to a future examination nor refunded.
- vi. Applications once submitted cannot be withdrawn. Candidates must note that mere deduction of fee from the bank account is not a proof of fee payment. The payment should be supported by fee payment and generation of Confirmation Page.
- vii. Instructions in the Information Bulletin may change /be updated based on decisions taken by the NTA and other authorities from time to time. Candidates are advised to regularly check the website <https://exams.nta.ac.in/NSSNET/> for any further updates or information.
- viii. NTA reserves the right to withdraw permission, granted inadvertently if any, to any candidate who is not eligible to appear in the NSSNET-2024 even though the Admit Card had been issued by the NTA.
- ix. Candidate's admission to NSSNET-2024 is purely provisional and is subject to fulfillment of eligibility criteria prescribed by the Navyug School Educational Society as applicable.
- x. In case of any ambiguity in interpretation of any of the instructions / terms / rules / criteria regarding determination of eligibility / conduct of examination / registration of candidates / information contained therein, the interpretation of the Navyug School Educational Society shall be final and binding.

3.2 SCHEDULE OF EXAMINATION

Schedule for examination related important activities has been given in the following table. However, candidates are requested to keep themselves updated about the schedule through NTA and NSSNET-2024 website <https://exams.nta.ac.in/NSSNET/> , <https://nssnet.ntaonline.in/>

Online Submission of Application Forms	16.02.2024 to 01.03.2024 (Upto 05.00 PM)
Last Date of Successful Transaction of Fee through Credit / Debit Card / Net-Banking	01.03.2024 (Upto 11.50 PM)
Correction of details filled in online Application Form	02.03.2024 to 03.03.2024
Downloading of Admit Cards from NTA website	15.03.2024
Date and day of Examination	21.03.2024 Thursday

3.3 DURATION OF EXAMINATION

Exam for admission to	Duration	From	To
VI Std.	150 Minutes	11.00 AM	01.30 PM
VII Std.	150 Minutes	11.00 AM	01.30 PM

Centre, as indicated on the Admit Card

3.4 SCHEME OF EXAMINATION

a) For Class - VI

Mode of Examination : Pen and Paper
Type of Questions : Multiple Choice Questions

(Based on Class V NCERT Text book Syllabus of the respective subjects. For details, please check Annexure-II)

Subject	Number of Question	Marks per Question	Total Marks
English	20	1	20
Hindi	20	1	20
Mathematics	20	1	20
Environmental Studies	20	1	20
General Awareness	20	1	20
General Intelligence	20	1	20
Total	120	1	120

There is no negative mark for a wrong response. Sample Question are available on <https://exams.nta.ac.in/NSSNET/>.

(b) For Class - VII

Mode of Examination : Pen and Paper
Type of Questions : Multiple Choice Questions

(Based on Class VI NCERT Text book Syllabus of the respective subjects. For details, please check Annexure-II)

Subject	Number of Question	Marks per Question	Total Marks
English	15	1	15
Hindi	15	1	15
Mathematics	20	1	20
Science	20	1	20
Social Science	20	1	20
General Awareness	15	1	15
General Intelligence	15	1	15
Total	120	1	120

There is no negative mark for a wrong response. Sample questions are available on <https://exams.nta.ac.in/NSSNET/>

3.5 MEDIUM OF EXAMINATION

The question paper will be bi-lingual, English and Hindi. In case of any discrepancy in translation or other error in Hindi version, English version shall prevail.

3.6 SYLLABUS FOR THE EXAM

Syllabus for NSSNET-2024 are in **Annexure-II**.

3.7 CENTRES / CITIES FOR NSSNET-2024

Exam Centres for NSSNET-2024 will be in New Delhi Municipal Council (NDMC) area only.

CHAPTER 4

ELIGIBILITY REQUIREMENTS

4.1 ELIGIBILITY TO APPEAR IN NSSNET-2024

- Age of the candidate should be between 10 and 12 years as on 31st March 2024 for admission to Class VI, i.e. he/she should have been born between 01st April, 2012 and 31st March, 2014 (both days inclusive) for admission to the academic year 2024-25 and;
- For admission to Class VII, the age of the candidate should be between 11 and 13 years as on 31st March 2024 i.e. he/she should have been born between 01st April, 2011 and 31st March, 2013 (both days inclusive) for admission to the academic year 2024-25
- Applicant should have passed or appearing in Class V & VI examination as on 31.03.2024 respectively from a recognized School.

4.2 PASSING MARKS FOR ADMISSION

- **A candidate is eligible for admission to the Navyug School Sarojini Nagar, if he/she secures a minimum of 65% i.e. 78 marks in the aggregate with the condition that candidate should obtain at least 50% marks in each subject in NSSNET-2024.**
- **However, the condition of minimum marks can be reviewed by NSES if a need so arises.** Admission will be based on the marks obtained in NSSNET, medical fitness and verification of requisite documents.

CHAPTER 5

FACILITY FOR PWD CANDIDATES

5.1 Provisions relating to Persons with Disability (PwD):

- ❖ As per Section 2(t) of the RPwD Act, “**Persons with Disability (PwD)**” means a person with long-term physical, mental, intellectual, or sensory impairment which, in interaction with barriers, hinders his full and effective participation in society equally with others.
- ❖ According to Section 2(r) of the RPwD Act, 2016, “**persons with benchmark disabilities**” means **a person with not less than forty percent (40%) of a specified disability** where specified disability has not been defined in measurable terms and includes a person with disability where specified disability has been defined in measurable terms, as certified by the certifying authority.
- ❖ The “**specified disabilities**”, which are included in the Schedule of the RPwD Act, are as follows:

S. No.	Category	Type of Disability	Specified Disability
1.	Physical Disability	Locomotor Disability	a. Leprosy cured person, b. cerebral palsy, c. dwarfism, d. muscular dystrophy, e. acid attack victims.
		Visual Impairment	a. blindness, b. low vision
		Hearing Impairment	a. deaf, b. hard of hearing
		Speech & Language Disability	Permanent disability arising out of conditions such as laryngectomy or aphasia affecting one or more components of speech and language due to organic or neurological causes.
2.	Intellectual Disability		a. specific learning disabilities/perceptual disabilities: Dyslexia, Dysgraphia, Dyscalculia, Dyspraxia & Developmental Aphasia) b. autism spectrum disorder
3.	Mental Behaviour		a. mental illness
4.	Disability caused due to	i.Chronic Neurological Conditions	a. multiple sclerosis b. Parkinson’s disease
		ii. Blood disorder	a. Haemophilia, b. Thalassemia, c. Sickle cell disease
5.	Multiple Disabilities		More than one of the above specified disabilities including deaf blindness

5.2 Facilities for PwD Candidates to Appear in the Exam:

As per the guidelines issued by the Department of Empowerment of Persons with Disabilities (Divyangjan) under Ministry of Social Justice & Empowerment issued from time to time on the subject: “Written Examination for Persons with Benchmark Disabilities”, A candidate with one of the benchmark disabilities [as defined in Section 2(r) of RPwD Act, 2016], holding a Disability Certificate in the format prescribed in **Annexure-III**, is entitled to the following facilities:

- ❖ Scribe shall be given, if so desired by a person with benchmark disabilities in the category of blindness, locomotor disability (Both Arms affected-BA) and cerebral palsy.
- ❖ The facility of Scribe, in case he/she has a physical limitation and a scribe is essential to write the examination on his/her behalf, being so certified in the aforesaid format by a CMO/Civil Surgeon/ Medical Superintendent of a Government

Health Care Institution, will be provided.

- ❖ Compensatory time of not less than 20 minutes per hour of examination will be provided. If the examination is of 03 hours duration, the compensatory time shall be 01 hour. In case the duration of the examination is less or more than 03 hours, the compensatory time shall be on pro rata basis.
- ❖ The compensatory time will be given to a candidate with benchmark disabilities, whether such candidate uses the facility of Scribe or not. Services of a Scribe - As per the office memorandum of the Ministry of Social Justice and Empowerment (Reference: F. No. 34-02/2015-DD-III dated August 29, 2018), the PwD candidates who are visually impaired OR dyslexic (severe) OR have a disability in the upper limbs OR have lost fingers/hands thereby preventing them from properly operating the Computer Based Test platform may avail the services of a scribe (amanuensis).
- ❖ The scribe will help the Candidate in reading the questions and/or keying in the answers as per the directions of the Candidate.
- ❖ A scribe will NEITHER explain the questions NOR suggest any solutions. PwBD candidates who desire to avail the services of a scribe need to opt for this during the online registration.
- ❖ A copy of the PwBD certificate must be uploaded at the time of online registration. The formats for the PwBD certificate are given in **Annexure-III**.
- ❖ **It is to be noted that the Scribe will be provided by the National Testing Agency. However, the candidate is also permitted to bring his/her own scribe (Annexure-IV), if he/she so chooses.**
- ❖ If it is found at any stage that a candidate has availed the services of a scribe and/or availed the compensatory time, but does not possess the extent of disability that warrants the use of a scribe and/or grant of compensatory time, the candidate will be excluded from the process of evaluation, ranking, counseling, and admission. In case such a candidate has already been admitted to any Institution, the admission of the candidate will be cancelled. Candidates are advised to go through the Public Notice No. NTA/Exam/PwD/Scribe/2022 dated 11.09.2022 on the NTA website www.nta.ac.in in this regard.

5.3 Facilities for PwD candidates who have less than 40% disability and have a limitation in writing and a scribe is essential to write the exam on his/her behalf:

- ❖ A PwD candidate with less than 40% disability and has a limitation in writing and a scribe is essential to write the exam on his/her behalf, being so certified in the prescribed format (**Annexure-V**) by a CMO/Civil Surgeon/ Medical Superintendent of a Govt. Health Care Institution will be provided a scribe by NTA. He is required to state his requirements in his application form. He/she is also permitted **to bring his/her own Scribe** along with an undertaking in the format given at **Annexure-VI**.

The Candidate cannot change the category or sub-category (PwD status) after the submission of the Online Application Form, and in any case, no change will be entertained by NTA after the declaration of scores. Therefore, the candidates are advised to fill the category / sub-category column very carefully.

CHAPTER 6

STEPS IN FILLING UP THE EXAMINATION FORM

6.1 HOW TO APPLY FOR NSSNET-2024

A candidate can apply for NSSNET-2024, online at <https://exams.nta.ac.in/NSSNET/> ; <https://nssnet.ntaonline.in/>

Candidates are advised to:

- Read the Information Bulletin carefully and ensure that they fulfill the eligibility requirements before applying.
- Keep all required information such as scanned documents of photographs, signature, birth certificate issued by the Municipal Committee/Board/Corporation or Registrar of Births and Death or transfer certificate, caste certificates, PwBD certificate as applicable, ID proof, credit/debit card for making payments, mobile phones for getting OTPs, etc. before applying online so that the relevant document can be promptly uploaded.

Step I: Registration Page

- i. Candidate's Name/Mother's Name/Father's Name as in the school records. Date of Birth in dd/mm/yyyy format as recorded in date of birth certificate/school records.
- ii. Identification Type: Candidates need to provide any one of the following identity details:
 - Aadhaar Card / any other Photo ID Card issued by any Govt. Authority or a letter with Photograph and Signature of the Candidate attested by the Principal of the School where the candidate is studying.
- iii. Mobile Number and e-mail Address: Candidates must provide Mobile Number or email address (their own or that of their parents).
- iv. Provide complete postal address with PIN Code (Correspondence and Permanent address) for further correspondence.

Step II: Fill in the complete Application Form

The application particulars entered in Step-I can be edited before final submission of the Application Form except Mobile No. and Email address, which will not be changed after payment.

Note:

- Candidates are advised to verify the correctness of the information provided by them by pre-viewing the online application form before payment. If required, candidates may edit their application form before submission.
- Only one application should be submitted by a candidate.
- Once finally submitted, details filled in certain specific fields may be changed only during correction window. After that no communication in this regard will be entertained.
- Registration will be treated as complete only if the fee has been transacted successfully, else the form will be cancelled.
- Candidates are not required to send / submit hard copy of Confirmation Page to NTA office. However, the candidates are advised to retain the hard copy of the Confirmation Page and proof of fee submitted for future need.
- Candidates must note that mere deduction of fee from the bank account is not a proof of fee payment. The payment should be supported by updated fee and generation of Confirmation Page which is the proof of successful submission of Application Form.

Uploading of scanned images

Candidate's Photograph: to be uploaded

- Passport size Photograph (size: 10kb to 200kb) in JPG format.
- The photographs must be taken on or after 1st July 2023 preferably indicating clearly the name of candidate along with the date of taking the photograph. Photograph should not be with cap or goggles. The focus needs to be on face (80% face coverage, ears clearly visible, on white background)
- Spectacles are allowed only if being used regularly.
- Polaroid and Computer-generated photos are not acceptable.
- Applications not complying with these instructions or with unclear photographs are liable to be rejected.
- Application without photographs shall be rejected.
- The photographs need not be attested. Candidates are advised to keep 6 to 8 passport size and colour photographs with white background.
- Candidates may note that if the photographs uploaded are found to be fabricated or defaced or seem to be hand-made or computer made etc., the application of the Candidate will be rejected and the same will be considered as using Unfair Means (UFM) and the candidate would be dealt with accordingly.
- In case someone else's or unrelated photographs have been uploaded, the candidature shall be cancelled and the case will be considered as using UFM. Criminal action as per laws of the country shall also be initiated

Candidate's Signature: to be uploaded

- The candidate should put his/her full signature in running hand writing not in capital letter on white paper with Black Ink pen and scan for uploading.
- File size must be between 4kb to 30kb in JPG format.
- Online Application Forms without uploaded signatures will be rejected.
- In case someone else's signature has been uploaded, the candidature shall be cancelled and the case will be considered as using UFM. Criminal action as per laws of the country shall also be initiated.

Uploading of other certificates:

- Caste/ Category certificate is to be uploaded, if applicable
- PwD certificate is to be uploaded, if applicable
- ID Proof (Aadhaar Card / any other Photo ID Card issued by any Govt. Authority or a letter with Photograph and Signature of the Candidate attested by the Principal of the School where the candidate is studying)
- Date of birth certificate issued by Registrar of Birth and Death/Municipal body
- File size must be between 50 kb to 300 kb in PDF format.

Step III: Payment of Fee and Status of receipt of Online Application Form with Fee:

- Select Debit/Credit Card/Net-banking/UPI- Mode of Payment and Service Provider (Service/Processing charges per transaction & GST (as applicable) to be paid by the candidate) and complete the steps as instructed.
- Print the Confirmation Page after completion of Step- III i.e. payment through Debit/Credit card/ Net banking/UPI through Canara bank as service provider.
- If candidate fails to complete all the steps upto Step III, the final submission of Online Application will remain incomplete and unsuccessful.
- Generation of Confirmation Page confirms final submission of Application Form. If Confirmation Page has not been generated, this means that Application Form has not been submitted successfully.

Note: Incase, the fee payment status is not 'OK' the candidates are advised as follows:

- If the fee is paid through credit/debit card and status is not OK, it means the transaction is cancelled. Therefore, such candidates have to pay the fee once again and ensure the OK fee status. For cancelled transactions, the amount will, automatically, be

refunded to concerned credit/debit card after the last date of online submission of Application Form or the process of Fee Reconciliation.

- In case the Confirmation Page is not generated after payment of the prescribed Fee, the candidate should approach the concerned Bank/ Payment Gateway integrator (at the helpline number and email given in **Annexure-I** of the Information Bulletin), for ensuring the successful payment.

A candidate can make changes in his/her form till payment of fee. He/she will not be allowed to make any changes in the form, after payment of the fee.

6.2 CHECK LIST FOR FILLING THE ONLINE APPLICATION FORM

The candidates are advised to ensure the following points before submitting the Online Application Forms:

- Whether they fulfill the prescribed eligibility conditions for the exam.
- That they have furnished the correct name, address and date of birth.
- That they have selected their gender viz. Male/Female correctly.
- Whether they have filled the category - General/OBC/SC/ST correctly.
- Whether they have kept a Printout of Application Form (Confirmation Page) for their own record.

Notes:

- The requisite documents (including original) and candidature will be verified at various stages of the exam process against the details provided by the candidates during the online registration/application. The candidature is liable to be rejected if the candidate fails to produce the requisite documents or if the candidate is not able to furnish the requisite documents which corroborates with the details given in the online application form.
- Candidates are advised to maintain secrecy regarding their application number and password so as to prevent change of profile or data filled by them by other unauthorized persons.

6.3 COMMON SERVICES CENTRES / FACILITATION CENTRES

Candidates who are not conversant and are facing difficulties in the online application due to various constraints, can use the services of Common Services Centre, Ministry of Electronics and Information Technology, Government of India under the Digital India initiatives of Hon'ble Prime Minister. The Common Services Centre (CSC) scheme is a part of the ambitious National eGovernance Plan (NeGP) of Government of India and is managed at each village panchayat level by a Village level Entrepreneur (VLE).

There are more than 1.5 lakhs Common Services Centres (CSC) across the country which will provide the desired support to candidates from urban as well as rural areas in online submission of application form and payment of fee through e-wallet. The list of the Common Services Centre is available on website: www.csc.gov.in.

NDMC will also set up facilitation centres in all its Atal Adarsh Vidyalayas and Navyug Schools.

CHAPTER 7

BARRED ITEMS

7.1 BARRED ITEMS

Candidates are not allowed to carry the following items inside the examination centre under any circumstances. Candidates will be subjected to extensive and compulsory frisking before entering the examination centre.

- Any stationery item like textual material (printed or written), bits of papers, geometry/pencil box, Plastic Pouch, calculator, pen, scale, writing pad, pen drives, eraser, electronic pen or scanner etc
- Any communication device like mobile phone, blue tooth, earphones, micro phone, pager, health band etc
- Other items like wallet, goggles, handbags, belt, cap etc
- Any watch or wristwatch, bracelet, camera etc.
- Any ornaments/metallic item
- Any food item opened or packed
- Any other item which could be used for unfair means, by hiding communication device like microchip, camera, bluetooth device etc.

No arrangement will be made at the centres for keeping any articles / items belonging to the candidates.

In case any candidate is found in possession of any of the barred items inside the centre it will be considered as use of Unfair Means and action will be taken against the candidate in accordance with the relevant provisions.

CHAPTER 8

INFORMATION FOR PARENTS/GUARDIANS

8.1 INFORMATION FOR PARENTS/GUARDIANS

- It is expected that parents/guardians will guide their wards appropriately on the following issues before leaving home for appearing in NSSNET-2024.
- Candidates should avoid coming with more than one escort (parent/ guardian). Escorts shall remain outside the gate during the conduct of the examination.
- Candidate will not be allowed to enter the exam centre after 10.30 AM. Therefore, the candidate shall leave home well in advance, taking into consideration various factors such as traffic, location of the centre and weather conditions etc. It would be appropriate to visit the centre a day before the examination to confirm the location, distance etc. to avoid any problem of reaching late at the centre and then not being allowed to appear in the examination.
- Candidate shall follow all the instructions and maintain discipline in the examination hall.
- Candidate shall not breach any examination rule.
- Candidate shall not use or promote any unfair means activity during the examination.
- Candidate will not be allowed to leave the exam hall till the conclusion of the exam.
- Candidate is advised not to attend examination on an empty stomach.
- In case the candidate finds another candidate using unfair means in the examination, the same shall be immediately informed to the invigilators on duty.
- Candidate are permitted to bring only the following items, to the examination centre:
 - Admit card (with Self Declaration on it downloaded from NTA website) with passport size photograph and thumb impression affixed on it
 - Valid and original Photo ID proof
 - Personal hand sanitizer (50ml)
 - Drinking water in a personal transparent water bottle
 - A simple transparent ball point pen – Black
 - Passport size photograph for affixing on the attendance sheet
- A candidate shall not bring any barred items to the centre.
- Candidate shall co-operate in frisking with the staff at Examination Centre.
- Candidate will report at the centre at the time indicated on his/her admit card to make themselves available for compulsory frisking and completing other registration procedures.
- Candidates are advised to regularly visit website <https://exams.nta.ac.in/NSSNET/> and also check registered email /SMS for any update regarding examination.
- In case your ward is found breaching any of the above-mentioned rules, your ward will not be permitted to enter the examination centre and will not be allowed to appear in the examination.
- If your ward indulges in any unwanted activities, he/ she shall be debarred from taking this examination as per rules and shall also be liable for criminal action and or any action as may be deemed fit by NTA.

CHAPTER 9

ADMIT CARD

9.1 ADMIT CARD

The Admit Card is issued provisionally to the candidates, subject to the fulfillment of the eligibility conditions.

Admit card will be hosted on the NTA website <https://exams.nta.ac.in/NSSNET/> 04 – 6 days prior to the date of the exam.

The candidate has to download the Admit Card from the NTA website using their application number and date of birth and appear for the Examination at the given Centre on Date and Timing as indicated in his/her Admit Card.

Admit card is not transferable to any other person. Impersonation is a legally punishable offence.

No candidate will be allowed to appear at the examination centre, on Date and Timing other than that allotted to him/her in his/her Admit card.

In case candidate is unable to download Admit Card from the website, the candidate should approach the NTA Help Line between 10:00 am and 05:00 pm.

The candidates are advised to read the instructions on the Information Bulletin as well as on the Admit Card carefully and follow them during the conduct of the examination.

In case of any discrepancy in the details filled by the candidate or his/her photograph and signatures shown in the Admit Card and Confirmation Page, the candidate may immediately approach the Help Line between 10.00 am and 5.00 pm (Monday to Saturday). In such cases, candidates would appear in the examination with the already downloaded Admit Card. However, NTA will take necessary action to make correction in the records later.

Note:

- a. Candidate must be in possession of the Admit Card to appear in the examination.
- b. Candidate may please note that Admit Card will not be sent by post.
- c. In no case, the duplicate Admit Card for NSSNET-2024 would be issued at the Examination Centres.
- d. Candidate must not mutilate / disfigure the Admit Card or change any entry made therein.
- e. Candidates are advised to preserve their Admit Card in good condition for future reference.
- f. No Admit Card shall be issued to the candidates whose Applications are found to be incomplete for any reason (including indistinct/ doubtful photographs / without uploaded signatures) or who do not fulfill the eligibility criteria for the examination.
- g. Issue of Admit Card, however, shall not necessarily mean acceptance of eligibility which shall be further scrutinized at subsequent stages of admission process.

CHAPTER 10

INSTRUCTIONS TO BE FOLLOWED IN THE EXAMINATION HALL

10.1 INSTRUCTIONS TO BE FOLLOWED IN THE EXAMINATION HALL

The Examination Centre will be opened two (02) hours before the commencement of the exam. Candidates must ensure that they leave home well in advance considering all factors like location of the centre, traffic, weather conditions, etc. Candidates are expected to report for the exam at the time indicated on their admit card.

Date of Examination : 21.03.2024 (Thursday)

Exam for admission to	Duration	From	To
VI Std.	150 Minutes	11.00 AM	01.30 PM
VII Std.	150 Minutes	11.00 AM	01.30 PM

Activities	Timings
Reporting time at the centre	As indicated on the Admit card
Sitting on the seat in the Examination Hall/Room	09.30 AM
Last Entry to the Examination Centre permitted up to*	10.30 AM
Announcement of Important Instructions and Checking of Admit Cards by the Invigilator	10.30 AM to 10.45 AM
Distribution of Exam Booklet by the Invigilator	10.45 AM
Writing of particulars on the Exam Booklet/OMR by the Candidate	10.50 AM
Exam commences	11.00 AM
Exam concludes	01.30 PM

- a) *However candidates are advised to arrive early to avoid last minute rush and crowding at the Verification Point and the consequent delay in entering the Examination Hall/Room for important activities like Scanning for temperature, Frisking, Checking of Admit Cards, Identification and Document Verification, Instructions, Writing particulars on Exam Booklet etc.
- b) The candidate must show, on demand, the Admit Card for admission in the Examination Hall. A candidate who does not possess a valid Admit Card shall not be allowed to enter the Examination Hall by the Centre Superintendent.
- c) Candidate is to appear in the Examination only from the Examination Centre allotted to him/her and as reflected in the Admit Card. Under no circumstances, will he/ she be permitted to appear in the Examination at a different Examination Centre.
- d) A seat with the roll number written on it, will be allotted to each candidate. Candidates must find out and occupy their allotted seats. If a candidate is found appearing in the Examination from a seat or room other than the allotted one, his/her candidature shall be cancelled.
- e) During the examination time, the Invigilator will check Admit Card of the candidates to ascertain the identity of each candidate. The Invigilators will also put their own signature in the place provided in the Answer Sheet and on the Attendance Sheet.
- f) A candidate who comes after 10.30 AM shall not be permitted to enter the Examination Centre under any circumstances.
- g) Candidates must bring ONLY the following documents on the day of examination at the exam centre. Candidates who do not bring these will not be allowed to sit in the examination.

- Printed copy of Admit Card downloaded from NTA website with passport size photograph (same as the photograph uploaded on the Application form) and left hand thumb impression affixed on it.
 - Any one of the authorized photo IDs (must be original and valid-like School ID card/PAN Card / Aadhaar / Passport/any other valid photo ID issued by the Government).
 - Passport size photograph for affixing on the attendance sheet
- h) Candidates are not allowed to bring any barred item or any item which could be used for Unfair practices. Possession of any such article with the candidates inside the Centre premises will attract penalty of unfair practice.
- i) Candidates are advised in their own interest not to bring any of the barred items to the venue of the examination as arrangement for safe keeping will not be made and candidates found in possession of these items will not be allowed to enter the Examination Centre.
- j) Smoking in the examination centre is strictly prohibited.
- k) The Exam will start exactly at the time mentioned in the Admit Card and an announcement to this effect will be made by the Invigilator.
- l) Before the start of Examination, important instructions will be communicated to the candidates by the Invigilator for strict compliance by the candidates.
- m) A signal will be given at the beginning of the examination and at half-time. A signal will also be given before the closing time when the candidates must stop marking the responses.
- n) The candidates must sign on the Attendance Sheet at the specified place. The candidates are also required to put their left hand thumb Impression and affix photograph in the space provided on the Attendance Sheet.
- o) The candidate will check and ensure that the Exam Booklet contains as many number of pages as are written on the top of the cover page.
- p) No candidate will leave his/her seat or the Examination Room/Hall until the Exam concludes as per the schedule. Candidates should not leave the Room/Hall without handing over their OMR Sheets to the invigilator on duty.
- q) For those who are unable to appear on the scheduled date of exam for any reason, re-exam shall not be held by the NTA under any circumstances.

CHAPTER 11

USE OF UNFAIR MEANS / MALPRACTICE

11.1 USE OF UNFAIR MEANS/MALPRACTICE

Use of unfair means or malpractice allows a candidate to gain an undue advantage over other candidates. It includes, but is not limited to:

- a) Being in possession of any item or article which has been prohibited or can be used unfairly, including any stationery item, communication device, accessories, eatable items, ornaments or any other material or information relevant or not relevant to the examination in the paper concerned;
- b) Using someone to write examination (impersonation) or preparing material for copying;
- c) Breaching examination rules or any direction issued by NTA from time to time in connection with the conduct of NSSNET-2024 examination.
- d) Assisting other candidates to engage in malpractices, giving or receiving assistance of any kind, directly or indirectly or attempting to do so;
- e) Writing questions or answers on any material other than on the OMR answer sheet given by the Centre Superintendent for writing answers;
- f) Tearing of answer sheet, any page of the exam booklet etc.;
- g) Contacting or communicating or trying to do so with any person, other than the Examination Staff, during the examination time in the Examination Centre;
- h) Taking away the answer sheet out of the examination hall/room;
- i) Smuggling out answer sheet or part thereof;
- j) Threatening any of the officials connected with the conduct of the examination or threatening any of the candidates or using violence against anyone;
- k) Using or attempting to use any other undesirable method or means in connection with the examination;
- l) Manipulation and fabrication of online documents viz. admit card, rank letter, self-declaration, etc.;
- m) Forceful entry/exit in/from Examination Centre/Hall;
- n) Use or attempted use of any electronic device after entering the Examination Centre;
- o) Affixing/uploading of wrong/morphed photographs on the application form/admit card / proforma;
- p) Erasing or obliterating any information printed on the OMR answer sheet;
- q) Providing incorrect information on the answer sheet;
- r) Making fake claims by manipulating the responses in OMR sheet uploaded on website for challenge before or after declaration of result.
- s) Creating obstacles in smooth and fair conduct of examination or creating disturbance to others inside the examination hall / room / centre.

- t) Making an approach or attempting to influence the outcome of the result after the examination.
- u) Any other malpractice declared as unfair means by the NTA.

11.2 PUNISHMENT FOR USING UNFAIR MEANS/MALPRACTICE

During the course of, before or after the examination if a candidate indulges in any of the above or similar incident, he/she shall be deemed to have used unfair practices and booked under UNFAIRMEANS (UFM) case. The candidate would be debarred for 3 years in future and shall also be liable for criminal action and/or any other action as deemed fit.

11.3 CANCELLATION OF RESULT

- a) The result of NSSNET-2024 of the candidates who indulge in Unfair Means/ Malpractice will be cancelled and will not be declared.
- b) Similarly, the result of those candidates who appear from the Centre other than the one allotted to them, write on the Exam booklet / OMR Sheet of other candidates or allow other candidates to write on their Exam Booklet / OMR Sheet will be cancelled (and will not be declared).

CHAPTER 12

POST EXAMINATION ACTIVITIES AND DECLARATION OF RESULT

12.1 DISPLAY OF SCANNED COPIES OF OMR SHEETS ON WEBSITE:

- a) NTA will display the scanned images of OMR Answer Sheets and recorded responses by the machine, of all the candidates, at <https://exams.nta.ac.in/NSSNET/> . Exact date of display of scanned images of OMR Answer Sheets, would be communicated after the examination on NTA website.
- b) Applicants will be given an opportunity to submit representation, online, against the OMR grading by paying a non-refundable processing fee of Rs. 100/- per question challenged.
- c) Representations made by the candidates against the OMR grading will be verified by the NTA from the actual record and the same will be updated in the data, if challenges are found to be correct. However, no intimation in this regard will be sent to individual candidate.
- d) Applicants are advised to visit website <https://exams.nta.ac.in/NSSNET/> for viewing and downloading image of OMR Answer Sheet by the candidates.

12.2 DISPLAY OF ANSWER KEY FOR CHALLENGE:

- a) The NTA will display provisional Answer Key of the questions, giving an opportunity to the candidates to challenge, in case of any doubt in the answer key on the website <https://exams.nta.ac.in/NSSNET/>. For exact date of display of Answer Key, candidates may regularly check updates on NTA website after the examination.
- b) Candidates will be given an opportunity to make online challenge, within a specified period, against the provisional Answer Key on payment of non-refundable processing fee of Rs.200/-per answer challenged.
- c) Challenges made by the candidates will be verified by the NTA with the help of panel of subject experts. If found correct, the answer key will be revised accordingly. Based on the revised Final Answer Key, result will be prepared and declared.
- d) No individual candidate will be informed about the acceptance/non-acceptance of his/her challenge.
- e) The key finalized after the challenge will be final.

12.3 PROCEDURE FOR DECLARATION OF RESULT:

The National Testing Agency will evaluate the Answer Sheets using standard procedure and declare the results. The respective mark-sheet can be downloaded by individual candidates through their login on the website <https://exams.nta.ac.in/NSSNET/> . Date of declaration of result will be hosted on NTA website.

There is no negative marking.

On examining of the representations by the subject experts, if it is found that more than one option are correct, then marks will be awarded to all those candidates who have attempted anyone of the correct options.

If all options are found to be correct – Full marks to be awarded to all students, who have attempted the question.

If none of the options is correct/Question is found to be wrong–All students who appeared in the exam would be awarded full marks.

12.4 DECLARATION OF RESULT

Results will be published by NTA on its website. Therefore candidates are advised to be in touch with the NTA website.

12.5 RESULTS & MERIT LIST

NTA will prepare the result sheet in the format/s required by Navyug School Educational Society. Merit list will be prepared by NTA and hosted on NTA website.

Scoring / passing marks does not assure candidate's admission, which is based on vacancies, merit and subject to verification of documents / Certificates.

12.6 INTER-SE MERIT OF CANDIDATES IN CASE OF A TIE

In case the total marks scored by two or more candidates in NSSNET-2024 are equal, the inter-se merit shall be determined as follows:

Marks obtained in the written exam will determine his/ her position in the Final Merit List. In case there is a tie with regard to overall marks, the marks for individual subjects/ factors will be considered in the following order of priority: -

Priority in Tie Breaker	Class VI	Class VII
1	Mathematics	Mathematics
2	General Intelligence	General Intelligence
3	Environmental Studies	General Science
4	English	English
5	General Awareness	Social Science
6	Senior in Age	Senior in Age

12.7 VALIDITY OF RESULT

The validity of the result of NSSNET-2024 for class VI and VII shall be only for the current admission year i.e., 2024-25 academic year and cannot be carried forwarded for the next session.

12.8 RE-CHECKING / RE-EVALUATION OF ANSWER SHEETS

- The machine-gradable Answer Sheets are evaluated with extreme care and are repeatedly scrutinized.
- There is no provision for re-checking/re-evaluation of the answer sheets. No correspondence in this regard will be entertained.

12.9 LEGAL JURISDICTION:

All disputes pertaining to the conduct of NSSNET - 2024 Examination including Results shall fall within the jurisdiction of Delhi only. Further, any legal question arising out of the Examination shall be entertained only when raised within 30 days from the declaration of result.

The Director In-charge of NSSNET - 2024 shall be the official by whose designation the NTA may sue or be sued in any matter concerning the conduct and Result of the Examination.

12.10 RETENTION POLICY:

The record of NSSNET-2024 would be preserved upto 90 days from the date of declaration of result.

ANNEXURE-I: PAYMENT OF EXAM FEE - PROCEDURE/ MODE / SERVICE PROVIDER(S) AND SERVICE CHARGES

1. Prescribed Examination Fee (please see the Information at a Glance) can be paid through any Bank/Payment Gateway in any Payment Mode mentioned below. The service/processing charges per transaction & GST applicable are to be borne by the candidate,:

S.No.	Mode of Payment	CANARA BANK	
1	Unified Payment Interface (UPI)	Nil Charge	
2	Net Banking	Other Banks (Including Canara Bank)	Rs.13 + GST
3	All Debit Card	Rupay	Nil Charge
		Visa/Master	Transaction up to Rs.2000/- 0.40% + GST
			Transaction above Rs.2000/- 0.85% + GST
4	Credit Card	Domestic	1.10% + GST

2. Helplines:

(a) If Paying using Canara Bank:

Level	Name	Email ID
1	Help Desk	pgsupport@billdesk.com ; dssrodel@canarabank.com ; tmcodel@canarabank.com ; cb0268@canarabank.com ;
2	Complaint Management Services	pgsupport@billdesk.com ; dssrodel@canarabank.com ; tmcodel@canarabank.com ; cb0268@canarabank.com
3	Customer Care	pgsupport@billdesk.com ; dssrodel@canarabank.com ; tmcodel@canarabank.com ; cb0268@canarabank.com
4	Through SMS	

(b) NTA Helpdesk Contact details (incase the payment related issues are not resolved through the above mentioned Helplines of the concerned Bank/Payment Gateway Integrator):

Email: nssnet@nta.ac.in
Phone No.: 011-4075 9000, 011-6922 7700

3. Procedure to raise payment related Grievance:

After (successful completion of Step-3, Confirmation Page of the Application Form, should be downloaded and a printout of the same may be retained for future reference. The Confirmation Page of the online Application Form could be generated **only after successful payment by the Candidate.**

In case the Confirmation Page is not generated after payment of prescribed Fee, then the candidate should approach the concerned Bank/Payment Gateway integrator (in the helpline number and email given in Annexure- I of the Information Bulletin), for ensuring the successful payment.

In spite of the above, if successful transaction is not reflected on the Portal, the candidate may contact NTA Helpline. If the payment issue is still not resolved, the candidate may pay a second time.

However, any duplicate payment received from the candidate by NTA in course of said transactions will be refunded through the same payment mode through which the duplicate payment is received, after fee reconciliation by NTA

4. Information to be provided by the Candidate while raising any payment related query/grievance through email/Helplines: -
 - a. Name of the Bank and Payment Mode.
 - b. Date and time of the transaction
 - c. Transaction Number
 - d. Bank Reference Number
 - e. Proof of transaction/ screenshot from the payment portal (in case of payment failure).

ANNEXURE-II: SYLLABUS
(BASED ON NCERT TEXT BOOKS)
FOR CLASS VI
(BASED ON CLASS V NCERT TEXT BOOKS)
ENGLISH

Total Questions: 20

Max Marks: 20

- Ice Cream Man
- Wonderful Waste
- Team Work
- Flying Together
- My Shadow
- Robin Crusoe discovers a footprint
- My elder brother
- Rip Van Winkle
- Class Discussion
- The Talkative Brother
- Topsy-Turvy Land
- Gulliver's Travels
- Nobody's Friend
- The Little Bully
- Sing a song of People
- Mallu Bhalu
- Who will be the Ningthou?

NOTES –

1. Grammar based on NCERT textbooks
 - a. Parts of Speech – Nouns, Pronouns, Verbs, Adjectives, Adverbs,
 - b. Degree of Comparison,
 - c. Contractions,
 - d. Questions Words,
 - e. Use of is/are, was/were.
 - f. Opposites.
 - g. Gender.
 - h. Numbers
 - i. Joining words.
 - j. Similes
 - k. Articles
 - l. Suffix- prefix.
 - m. Prepositions
2. Comprehension – Seen & Unseen Passage
3. Picture Composition and comprehension
4. Letter Writing –
 - a. Formal Letter-Application to the Principal requesting for school leaving certificate / Application to the Principal requesting for leave to attend a marriage.
 - b. Informal- Inviting your friend or cousin to your birthday party / Letter thanking your friends or relatives.

कक्षा VI के लिए हिंदी

कुल प्रश्न : 20

अधिकतम अंक : 20

- पाठ – राख की रस्सी (लोक कथा)
- पाठ – फसलों का त्यौहार (लेख)
- पाठ – खिलौनेवाला (कविता)
 - ईदगाह
 - हवाई छतरी
- पाठ – नन्हा फनकार (कहानी)
- पाठ – जहाँ चाह वहाँ राह (लेख)
- पाठ – चिट्ठी का सफ़र (लेख)
- पाठ – डाकिये की कहानी कंवरसिंह की जुबानी (भेंटवार्ता)
- पाठ – वे दिन भी क्या थे (विज्ञान कथा)
- पाठ – एक माँ की बेबसी (कविता)
- पाठ – एक दिन की बादशाहत (कहानी)
- पाठ – चावल की रोटियाँ (नाटक)
- पाठ – गुरु और चेला (कविता)
- पाठ – स्वामी की दादी (कहानी)
- पाठ – बाघ आया उस रात (कविता)
- पाठ – बिशन की दिलेरी (कहानी)
- पाठ – पानी रे पानी (लेख)
 - ** नदी का सफ़र
- पाठ – छोटी सी हमारी नदी (कविता)
- पाठ – चुनौती हिमालय की (यात्रा वर्णन)

व्याकरण –

- संज्ञा व उसके भेद
- सर्वनाम
- क्रिया
- विशेषण
- लिंग बदलो
- वचन बदलो
- वाक्यांश के लिए एक शब्द
- मुहावरे
- विलोम शब्द
- पर्यायवाची
- शब्दार्थ
- लेखक / कवि का नाम
- अनेकार्थी शब्द
- अनुस्वार व अनुनासिक
- नुक्ते वाले शब्द
- तुकांत शब्द
- काल (वर्तमान, भूत, भविष्य)
- शुद्ध – अशुद्ध वर्तनी
- उपसर्ग – प्रत्यय
- कारक (के, में, ने, को, से)
- विराम चिन्ह

For Class – VI

MATHS

Total Questions: 20

Max Marks: 20

- Chapter – The fish Tale
- Chapter – Shapes & Angles
- Chapter – How Many Squares
- Chapter – Parts & Wholes
- Chapter – Does it Look the Same?
- Chapter – Be My Multiple I Will be Your Factor
- Chapter – Can You See the Pattern?
- Chapter – Mapping Your Way
- Chapter – Boxes and Sketches
- Chapter – Tenth & Hundredths
- Chapter – Area & Its Boundary
- Chapter – Smart Charts
- Chapter – Ways to Multiply & Divide
- Chapter – How Big? How Heavy?

For Class - VI

E.V.S

Total Questions: 20

Max Marks: 20

- Chapter - Super Senses
- Chapter - A Snake Charmer's Story
- Chapter - From Tasting To Digesting
- Chapter – Mangoes Round the Year
- Chapter - Seeds And Seeds
- Chapter - Every Drops Counts
- Chapter - Experiments With Water
- Chapter - A Treat For Mosquitoes
- Chapter - Up You Go
- Chapter – Wall Tell Stories
- Chapter - Sunita In Space
- Chapter - What If It Finishes...?
- Chapter - A Shelter So High
- Chapter - When The Earth Shook
- Chapter – Blow Hot Blow Cold
- Chapter – Who Will Do This Work
- Chapter - Across The Wall
- Chapter – No Place for US
- Chapter - A Seed Tells A Farmer's Story
- Chapter – Whose Forests
- Chapter – Like Father Like Daughter
- Chapter - On The Move Again

For Class - VI
GENERAL AWARENESS

Total Questions: 20

Max Marks: 20

Some suggested topics are:

- Application of Science in Daily Life.
- Major inventions and Noble Prizes.
- Icons and Symbols of India : National Insignia, National Emblem, Sport, Bird, Animal etc. (Elementary awareness of such symbols)
- States of India: Capitals, Languages, climatic conditions, lifestyles, culture and heritage.
- Renowned personalities in the fields of art, music, dance, sports, literature, etc.
- Major Religions of India (Elementary awareness about founder, place of origin, Religious books and important ideas)
- Defence: Equivalent Ranks in three services, Weapons, Aircraft, Missiles & Warships (Elementary awareness)
- Measurements
- Human Health: Nutrition, Diseases, Taste and Digestion, etc.
- Relationship between Animals and Human Beings
- Cooking and Preserving Techniques
- Traditional Water Harvesting Techniques
- Conservation of Nature
- Sources of Energy
- Environmental Issues – Air Pollution, Water Pollution etc.
- Historical Monuments of India
- International Organizations: Basic knowledge about structure, Functioning and objectives of United Nations, World Bank etc.
- Natural Calamities: Flood, earthquake, tsunami, cyclone etc.
- Famous Books and Authors
- G-20
- Current Affairs

For Class - VI
GENERAL INTELLIGENCE

Total Questions: 20

Max Marks: 20

Suggested topics for Questions on General Intelligence are:

- Analogies (Mathematical & Verbal)
- Pattern (Spatial and Mathematical)
- Classification
- Visual & Logical Reasoning
- Series and Sequences
- Critical Thinking and Problem Solving
- Familial Relations

Class VII Entrance Examination Syllabus for Session 2024-2025

(Based on Class VI NCERT Textbooks)

1. ENGLISH

BOOK - A PACT WITH THE SUN		BOOK - HONEYSUCKLE	
Chapter No.	Chapter Name	Chapter No.	Chapter Name
1.	A Tale of Two Birds	1.	Who Did Patrick's Homework?
2.	The Friendly Mongoose	2.	How the Dog found himself a New Master
3.	The Shepherd's Treasure	3.	Taro's Reward
4.	Tansen	4.	An Indian American Woman in Space: Kalpana Chawla
5.	The Monkey and the Crocodile	5.	A Different Kind of School
6.	The Wonder Called Sleep	6.	Who I Am
7.	A Pact with the Sun	7.	Fair Play
		8.	The Banyan Tree

POEMS		GRAMMAR AND COMPOSITION	
1.	A House, A Home	1.	Subject and Predicate
2.	The Kite	2.	Nouns
3.	The Quarrel	3.	Adjectives
4.	Beauty	4.	Articles
5.	Where do all the teachers go?	5.	Prepositions
6.	The Wonderful words	6.	Tenses (Simple – Present, Past and Future)
7.	Vocation	7.	Conjunctions
		8.	Synonyms and Antonyms
		9.	Formal Letter (Application to the Principal requesting for change in section)
		10.	Informal Letter (Inviting your friend or cousin to spend their vacation with you)

2. HINDI

किताब- वसंत		किताब- बाल राम कथा	
पाठ संख्या	पाठ का नाम	पाठ संख्या	पाठ का नाम
1.	वह चिड़िया जो	1.	अवधपूरी में राम
2.	बचपन	2.	जंगल और जनकपुर
3.	नादान दोस्त	3.	दो वरदान
4.	चाँद से थोड़ी-सी गप्पें	4.	राम का वन-गमन
5.	साथी हाथ बढ़ाना	5.	चित्रकूट में भरत
6.	ऐसे - ऐसे	6.	दंडक वन में दस वर्ष
7.	टिकट - अलबम	7.	सोने का हिरण
8.	झांसी की रानी	8.	सीता की खोज
9.	जो देखकर भी नहीं देखते	9.	राम और सुग्रीव
10.	संसार पुस्तक है	10.	लंका में हनुमान
11.	मैं सबसे छोटी होऊँ	11.	लंका विजय
12.	लोकगीत	12.	राम का राज्याभिषेक
13.	नौकर		
14.	वन के मार्ग में		
व्याकरण भाग		लेखन	
लिपि	विशेषण	अपठित काव्यांश एवं गद्यांश	
संधि	वर्ण विचार (स्वर, व्यंजन)	पत्र लेखन	
शब्द-विचार	समास	चित्र वर्णन	
संज्ञा	उपसर्ग		
वचन	प्रत्यय		
कारक	विराम-चिह्न		
सर्वनाम	अशुद्ध वाक्यों का संशोधन		
विलोम,	पर्यायवाची मुहावरे और लोकोक्तियाँ		

3. MATHEMATICS

Chapter No.	Chapter Name
1.	Knowing Our Numbers
2.	Whole Numbers
3.	Playing with Numbers
4.	Basic Geometric Ideas
5.	Understanding Elementary Shapes
6.	Integers
7.	Fractions
8.	Decimals
9.	Data Handling
10.	Mensuration
11.	Algebra
12.	Ratio and Proportion

4. SCIENCE

Chapter No.	Chapter Name
1.	Components of Food
2.	Sorting Materials into Groups
3.	Separation of Substances
4.	Getting to Know Plants
5.	Body Movements
6.	The Living Organisms and their Surroundings
7.	Motion and Measurement of Distances
8.	Light, Shadows and Reflections
9.	Electricity and Circuits
10.	Fun with Magnets
11.	Air Around Us

5. SOCIAL SCIENCE

HISTORY (BOOK – OUR PASTS - I)	
Chapter No.	Chapter Name
1.	What, Where, How and When
2.	From Hunting-Gathering to Growing Food
3.	In the Earliest Cities
4.	What Bones and Burials Tell Us
5.	Kingdoms, Kings and an Early Republic
6.	New Questions and Ideas
7.	From a Kingdom to an Empire
8.	Villages, Towns and Trade
9.	New Empires and Kingdoms
10.	Buildings, Paintings and Books
GEOGRAPHY (BOOK – THE EARTH OUR HABITAT)	
Chapter No.	Chapter Name
1.	The Earth in the Solar System
2.	Globe: Latitudes and Longitudes
3.	Motions of the Earth
4.	Maps
5.	Major Domains of the Earth
6.	Our Country: India
CIVICS (BOOK – SOCIAL AND POLITICAL LIFE - I)	
Chapter No.	Chapter Name
1.	Understanding Diversity
2.	Diversity and Discrimination
3.	What is Government
4.	Panchayati Raj
5.	Rural Administration
6.	Urban Administration
7.	Rural Livelihoods
8.	Urban Livelihood

6. GENERAL AWARENESS

Some suggested topics are:

- Application of Science in daily life.
- Major inventions and Nobel prizes
- Icons and Symbols of India: National Insignia, National Emblem, Sport, Bird, Animal etc. (Elementary awareness of such symbols)
- States of India: Capitals, languages, climatic conditions, lifestyle, culture and heritage.
- Renowned personalities in the fields of art, music, dance, sports, literature, etc.
- Major Religions of India (Elementary awareness about founder, place of origin, religious books and important ideas)
- Defence: Equivalent Ranks in three services, Weapons, Aircraft, Missiles & Warships (Elementary awareness)
- Measurements
- Human Health: Nutrition, Diseases, Medicinal Plants, etc.
- Cooking and Preserving Techniques
- Traditional Water Harvesting Techniques
- Conservation of Nature
- Sources of Energy
- Environmental Issues – Ozone depletion, Pollution etc.
- Historical Monuments of India
- International Organizations: Basic knowledge about structure, functioning and objectives of United Nations, World Bank etc.
- Natural Calamities: Floods, earthquakes, tsunamis, cyclones, etc.
- Famous Books and Authors
- G-20
- Current Affairs

7. GENERAL INTELLIGENCE

Some suggested topics are:

- Analogies
- Patterns (Spatial and Mathematical)
- Classification
- Visual and Logical Reasoning
- Series and Sequences
- Critical Thinking and Problem Solving
- Familial Relations

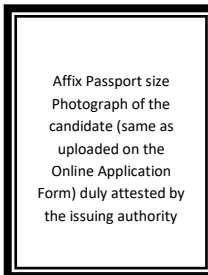
ANNEXURE-III: CERTIFICATE REGARDING PHYSICAL LIMITATION TO WRITE IN AN EXAMINATION

Certificate No. _____ Dated _____

This is to certify that Mr./Ms. _____

Aged _____ Years, Son/Daughter of Mr./Mrs. _____

R/o _____



with NSSNET-2024 Application No. _____ and NSSNET-2024 Roll No. _____, has the following Disability (name of the Specified Disability) _____ in (percentage) of _____ (in words) _____ (in Figures).

- Please tick on the “Specified Disability”
(Assessment may be done on the basis of Gazette of India. Extraordinary, Part-II, Section 3 Sub-section (ii), Ministry of Social Justice and Empowerment)

S. No.	Category	Type of Disability	Specified Disability
1.	Physical Disability	Locomotor Disability	a. Leprosy cured person, b. cerebral palsy, c. dwarfism, d. muscular dystrophy, e. acid attack victims.
		Visual Impairment	a. blindness, b. low vision
		Hearing Impairment	a. deaf, b. hard of hearing
		Speech & Language Disability	Permanent disability arising out of conditions such as laryngectomy or aphasia affecting one or more components of speech and language due to organic or neurological causes.
2.	Intellectual Disability		a. specific learning disabilities/perceptual disabilities: Dyslexia, Dysgraphia, Dyscalculia, Dyspraxia & Developmental Aphasia) b. autism spectrum disorder
3.	Mental Behaviour		a. mental illness
4.	Disability caused due to	i. Chronic Neurological Conditions	a. multiple sclerosis b. Parkinson’s disease
		ii. Blood disorder	a. Haemophilia, b. Thalassemia, c. Sickle cell disease
5.	Multiple Disabilities		More than one of the above specified disabilities including deaf blindness

This is to further certify that he/she has physical limitation which hampers his/her writing capabilities to write the examination owing to his/her disability.

Signature

Name: _____

Chief Medical Officer/ Civil Surgeon/ Medical Superintendent
Government Health Care Institution with Seal

ANNEXURE-IV: LETTER OF UNDERTAKING FOR USING OWN SCRIBE

I _____, a candidate with _____ (name of the disability) appearing for the _____ (name of the examination) bearing Roll No. _____ at _____ (name of the centre) in the District _____, _____ (name of the State). My qualification is _____.

I do hereby state that _____ (name of the scribe) will provide the service of scribe/reader/lab assistant for the undersigned for taking the aforesaid examination.


I do hereby undertake that his/her qualification is _____.

I further certify that the scribe whose photograph and particulars are mentioned below, is not COVID-19 + and a certificate to this effect from Competent Authority is enclosed to this letter.

(Signature of the candidate with Disability)

Place:

Date:



(Self- Attested Photograph)

Name of Scribe	ID of the Scribe	ID Number

ANNEXURE-V: Certificate for person with specified disability covered under the definition of Section 2 (s) of the RPwD Act, 2016 but not covered under the definition of Section 2(r) of the said Act, i.e. persons having less than 40% disability and having difficulty in writing

1. This is to certify that, we have examined Mr/Ms/Mrs(name of the candidate), S/o of /D/o a resident of (Vill/PO/PS/District/State), aged.....yrs, a person with..... (nature of disability/condition), and to state that he/she has limitation which hampers his/her writing capability owing to his/her above condition. He/ she requires support of scribe for writing the examination.

2. The above candidate uses aids and assistive device such as prosthetics & orthotics, hearing aid (name to be specified) which is/are essential for the candidate to appear at the examination with the assistance of scribe.

3. This certificate is issued only for the purpose of appearing in written examinations conducted by recruitment agencies as well as academic institutions and is valid upto (it is valid for maximum period of six months or less as may be certified by the medical authority)

Signature of Medical Authority

(Signature & Name)	(Signature & Name)	(Signature & Name)	(Signature & Name)	(Signature & Name)
Orthopaedic/ PMR specialist	Clinical Psychologist/Rehabilitation Psychologist/Psychiatrist/ Special Educator	Neurologist (if available)	Occupational Therapist (if available)	Other Expert as nominated By the Chairperson (if any)
(Signature & Name)				
Chief Medical Officer/Civil Surgeon/Chief District Medical Officer.....Chairperson				

Name of Government Hospital/Health _____

Care Centre with Seal _____

Place:

Date:

ANNEXURE-VI: Letter of Undertaking by the person with specified disability covered under the definition of Section 2 (s) of the RPwD Act, 2016 but not covered under the definition of Section 2(r) of the said Act, i.e. persons having less than 40% disability and having difficulty in writing

1. I _____, a candidate with _____(nature of disability/condition) appearing for the _____(name of the examination) bearing Roll No. _____ at _____ (name of the centre) in the District _____, _____ (name of the State). My educational qualification is _____.

2. I do hereby state that _____ (name of the scribe) will provide the service of the scribe for the undersigned for taking the aforementioned examination.

3. I do hereby undertake that his qualification is _____. In case, subsequently it is found that his qualification is not as declared by the undersigned and is beyond my qualification. I shall forfeit my right to the post or certificate/diploma/degree and claims relating thereto.

(Signature of the candidate)

(Counter signature by the parent/guardian, if the candidate is minor)


Place:

Date:

ANNEXURE-VII: REPLICA OF THE APPLICATION FORM

2/12/24, 4:09 PM

NSSNET-2024



Navyug School Sarojini Nagar Entrance Test (NSSNET)-2024



NSSNET-2024

Steps to Apply Online



Step 1:- Apply for Online Registration.

Step 2:- Fill Online Application Form.

Step 3:- Pay Examination Fee.

If You are a New Candidate Click on Below Link

[New Candidate Register Here](#)

Only Registered Candidate Login Here

Application For NSSNET-2024

Application No./Email

Application Number/Email cannot be blank.

Password

Security PIN as Shown Below*

Security PIN **828921**

Login

If You are Forgot your password? or Forgot Application Number? click on below link

[Forgot your password?](#)

[Forgot Application Number?](#)

[If you are not getting OTP please click here to verify your email](#)



Navyug School Sarojini Nagar Entrance Test (NSSNET)-2024



NSSNET-2024

[Home](#) | [Login Page](#)

NSSNET-2024

Instructions for Filling Online Application Form.

[Download Information Brochure](#)

- Candidates must carefully read the instructions (including how to fill up Application Form online) given in the Information Bulletin available on the NTA Website. Candidates not complying with the instructions shall be summarily disqualified.
- Candidates can apply for NSSNET-2024 through 'Online' mode only. The Application Form in any other mode will not be accepted.
- Candidates can apply for a maximum 4 courses as per schedule and shifts available.
 - *Download Information Bulletin and Replica of Application Form. Read these carefully to ensure your eligibility
 - *Follow the steps given below to Apply Online:
 - Step 1: Apply for Online Registration using own Email ID (Using the same email ID used for Registration on NSSNET-2024 portal.
 - Step 2: Fill in the Online Application Form and upload photograph, signature, and category (Pi-D) certificate if applicable.
 - Step 3: Pay fee using the Payment Gateway(s) integrated to the Online Application through Net Banking / Debit Card / Credit Card / Paytm/UPI / Wallet and keep proof of fee paid.

Note: The final submission of Online Application Form will remain incomplete if Step-3 is not complete

NSSNET-2024 EXAM APPLICABLE FEE

Fee Payable for NSSNET - 2024
(through Credit Card / Debit Card / Net-Banking/UPI)

ALL CANDIDATE	₹ 650.00 /-
---------------	-------------

- After successful completion of Step-3, Confirmation Page of the Application Form should be downloaded and a printout of the same may be retained for future reference. The Confirmation Page of the online Application Form could be generated only after successful payment by the Candidate.
- In case the Confirmation Page is not generated after payment of prescribed Fee, then the candidate should approach the concerned Bank/Payment Gateway/Integrator (in the login number and email given in Annexure-I of the Information Bulletin), for ensuring the successful payment in spite of above. If successful transaction is not reflected on the Portal, the candidate may contact NTA Helpline. If the payment issue is still not resolved, the candidate may pay second time. However, any duplicate payment received from the candidate by NTA in the course of said transactions will be refunded through the same payment mode through which the duplicate payment is received, after fee reconciliation by NTA.
- Information such as his/her name, contact details / address, category, Pi/D status, educational qualification details, date of birth, choice of exam cities, etc. provided by the candidate in the online Application Form will be treated as final. Any request for change in such particulars after the closure of correction period will not be considered by NTA.
- NTA does not edit/modify/alter any information entered by the candidate under any circumstances. Any request for change in information will not be entertained. Therefore, candidates are advised to exercise utmost caution while filling up correct details in the Application Form. Corrections sent by the candidate through Post/ Fax/ WhatsApp/Email/ by Hand will not be entertained by NTA.
- NTA disclaims any liability that may cause due to incorrect information provided by the candidate in his/her online Application Form.
- Candidates must ensure that their email address and mobile number to be registered in their online Application Form are their own, as relevant important information/communication will be sent by NTA through e-mail on the registered e-mail address and / or through SMS on registered mobile number only. NTA shall not be responsible for any non-communication / miscommunication with a candidate in the email address or mobile number given by him/her other than his/her own.
- Candidates are advised to visit the NTA Website and check their e-mail regularly for latest updates.
- Candidates shall appear in the exam at their own cost at the Examination Centre on the Date/ Shift and Time indicated on their respective Admit Cards which would be issued by the NTA in due course through its website.
NOTE:- No request for refund of fee once verified by the candidate will be entertained by NTA under any circumstances.
- Important instruction about PASSWORD
 - During online form filling, the candidate will be required to choose PASSWORD and Security Question and its Answer. The candidate is advised to record/remember their password for all future logins.
 - For subsequent logins, the candidate will be able to login directly with their respective system-generated Application Number and the chosen Password.
 - The candidate is advised not to disclose or share their password with anybody. Neither NTA nor BCU will be responsible for the violation or misuse of the password of a candidate.
 - Candidates can change his/her passwords after login if desired.
 - Candidates should remember to logout at the end of their session so that the particulars of the candidate cannot be tampered with or modified by unauthorized persons.

The Password must be as per the following Password policy:

 - Password must be 8 to 12 characters long.
 - Password must have at least one Upper case alphabet.
 - Password must have at least one Lower case alphabet.
 - Password must have at least one numeric value.
 - Password must have at least one special character eg '@#%&'@'.

The Application Number printed on the computer-generated Confirmation Page must be mentioned in all such correspondence. It is therefore essential to note down the application number printed on the Confirmation Page.
 I have downloaded the Information Bulletin of NSSNET-2024, read and understood all the instructions therein as well as those mentioned above, and will fill up the online Application Form for the NSSNET-2024 strictly according to the instructions.

[Click here to Proceed](#)



Personal Details

Candidate Name *
Candidate Name is required.

Father's Name *

Mother's Name *

Candidate's Date of Birth *

Email Address *

Confirm Email Address *

Gender *

Mobile Number *

Confirm Mobile Number *

Alternate Mobile Number *

Identity Type *

Identification Number *

Present Address

Premises No./Name *

Locality *

Sub-Locality (Optional)

Country *

State/UT *

District *

Pin Code *

Permanent Address

Same as present address

Premises No./Name *

Locality *

Sub-Locality (Optional)

Country *

State/UT *

District *

Pin Code *

Choose Password

Password *

Confirm Password *

Security Question *

Security Answer *

Security Pin

Enter Security Pin (Case Sensitive) *

Department of Higher Education

Review the following particulars carefully. If you would like to change any particulars entered, you may do so by pressing 'EDIT REGISTRATION FORM' button or press 'SUBMIT and SEND OTP' button.

Personal Details

Candidate Name:	ABC	Father Name:	ZXC
Mother Name:	CKZ	Date Of Birth:	29-08-2012
Email Address:	yadavrajesh305@hotmail.com	Gender:	Female
Candidate Mobile:	+91 8851824440	Alternate Mobile:	NA
Identity Type:	SCHOOL ID WITH PHOTO GRAPH	Identity Number:	as456

Present Address

Premises Name:	QWE 14	Locality:	NDMC
Sublocality:	SAROJNI NAGAR	Country:	INDIA
Pincode:	110003	State Name:	DELHI
District Name:	NEW DELHI		

Permanent Address

Premises Name:	QWE 14	Locality:	NDMC
Sublocality:	SAROJNI NAGAR	Country:	INDIA
Pincode:	110003	State Name:	DELHI
District Name:	NEW DELHI		

Security Details

Security Question:	WHAT IS YOUR BIRTH CITY	Security Answer:	HARYANA
--------------------	-------------------------	------------------	---------

Particulars checklist to be verified

Kindly verify all the particulars used below carefully and ensure you have filled correct information. No change will be permitted once the Registration form is submitted at any later stage of the examination.

Candidate Name
 Father Name
 Mother Name
 Gender
 Date Of Birth
 Mobile Number
 Email Address
 Address

Declaration

I hereby declare that I have filled up this online application after carefully reading the Bulletin and fully understanding the provision/procedures mentioned therein. I further declare that all the particulars given by me in this application are true to the best of my knowledge and belief. I agree that my result may be withheld/not declared/ my candidature may stand cancelled. In case it is found at any point of time in future that false information has been furnished in this application, I shall abide by these terms and conditions as well as those laid down in the Information Bulletin, Public Notice and Advisories issued by NTA regarding this exam time to time.

I Agree

[EDIT Registration Form](#)
[Submit and Send OTP](#)

State/City* DELHI

Confirm !!

Do you wish to submit Registration Form ?

Email OTP* Email Otp cannot be blank.

Security Pin(Case Sensitive)*

Thank you for registration. Please check your email for OTP.



Your account has been verified. Your application number has been sent to your email address. Please login to the application portal using your application number and password to complete your application. If you have not received your application number in your email, please check your spam or junk folder

Ok

[Forgot your password?](#)

Steps to Apply Online



Step 1:- Apply for Online Registration.

Step 2:- Fill Online Application Form.

Step 3:- Pay Examination Fee.

If You are a New Candidate Click on Below Link

[New Candidate Register Here](#)

Only Registered Candidate Login Here

Application For NSSNET-2024

Application No./Email ✓

Password ✓

Security PIN as Shown Below*

Security PIN **2820245** ↻

Login

If You are Forgot your password? or Forgot Application Number? click on below link

[Forgot your password?](#)

[Forgot Application Number?](#)

If you are not getting OTP please click here to verify your email

NSSNET-2024

Personal Details



Candidate's Name *:	ABC	Candidate's Date of Birth*:	29	August	2012
Gender *:	Female	Father's/ Guardian's Name *:	ZXC		
Mother's/ Guardian's Name *:	CKZ	Nationality *:	-Select-		
Identity Type *:	SCHOOL ID WITH PHOTO GRAPH	Identification Number *:	ASD456		
Category *:	-Select-	ARE YOU PWD CANDIDATE (AS PER THE CRITERIA MENTIONED IN THE INFORMATION BULLETIN)? *:	-Select-		
Are You Diabetic? *:	No	Annual Income of the Parents/Guardian *:	-Select-		



Enter verification code

I AGREE

I hereby declare that I have filled up this online application after carefully reading the Bulletin and fully understanding the provision/procedures mentioned therein. I further declare that all the particulars given by me in this application are true to the best of my knowledge and belief. I agree that my result may be withheld/not declared/ my candidature may stand cancelled. In case it is found at any point of time in future that false information has been furnished in this application. I shall abide by these terms and conditions as well as those laid down in the Information Bulletin, Public Notice and Advisories issued by NTA regarding this exam time to time.

Back

Save & Next

NSSNET-2024

ABC
Application Number
24811000046
Logout

Registration

Application

Contact Details

Personal Details

Apply for

Upload Document

Final Submit

Payment

Mobile Verify

Contact Details Form

Registration

Application

Payment

Present Address

Premises No./Name*

QWE 14

Locality*

NDMC

Sub-Locality(Optional)

SAROJINI NAGAR

Country*

INDIA

State/UT*

DELHI

District*

NEW DELHI

Pin Code*

110003

Email Address *

24811000046@nta.nic.in

Mobile Number *

+91

XXXXXXXXXX

Alternate Mobile Number :

+91

Enter Alternate Mobile Number

Permanent Address

Same As Present Address

Premises No./Name*

QWE 14

Locality*

NDMC

Sub-Locality(Optional)

SAROJINI NAGAR

Country*

INDIA

State/UT*

DELHI

District*

NEW DELHI

Pin Code*

110003

Captcha* 6181092

Enter verification code

I AGREE

I hereby declare that I have filled up this online application after carefully reading the Bulletin and fully understanding the provision/procedures mentioned therein. I further declare that all the particulars given by me in this application are true to the best of my knowledge and belief. I agree that my result may be withheld/not declared/ my candidature may stand cancelled. In case it is found at any point of time in future that false information has been furnished in this application, I shall abide by these terms and conditions as well as those laid down in the Information Bulletin, Public Notice and Advisories issued by NTA regarding this exam time to time.

Save & Next

NSSNET-2024

Personal Details



Apply For *: COURSE / STREAM NAME *:

PASS STATUS *: NAME OF BOARD *:

NAME OF SCHOOL *: PASSING YEAR *:

Result Mode *:

Captcha *

I AGREE

I hereby declare that I have filled up this online application after carefully reading the Bulletin and fully understanding the provision/procedures mentioned therein. I further declare that all the particulars given by me in this application are true to the best of my knowledge and belief. I agree that my result may be withheld/not declared/ my candidature may stand cancelled. In case it is found at any point of time in future that false information has been furnished in this application. I shall abide by these terms and conditions as well as those laid down in the Information Bulletin, Public Notice and Advisories issued by NTA regarding this exam time to time.

[Back](#) [Save & Next](#)

NSSNET-2024

Document upload



S.No.	Require Document	Document Specifications	Upload	View
1	Photo *	Document Format:JPG,PEG Min Size(KB):10 Max Size(KB):100	Choose File D0001_1707736980.jpg	
2	Signature *	Document Format:JPG,PEG Min Size(KB):4 Max Size(KB):100	Choose File D0002_1707736993.jpg	

[Back](#) [Save & Next](#)

NSSNET-2024

ABC
Application Number
246110000046
Logout

Registration

Application

Contact Details

Personal Details

Apply for

Upload Document

View Status

Logout

Mobile Verify

Review Application Form



Please review the following information before FINAL SUBMIT
If you would like to change any information, Please use the links provided on the Left Menu Bar
Please verify your Mobile Number. [Click Here](#)

Personal Details

CANDIDATE'S NAME	ABC	DATE OF BIRTH	24-08-2012
FATHER'S NAME	ZXC	MOTHER'S NAME	QAZ
GENDER	FEMALE	NATIONALITY	INDIAN
IDENTITY TYPE	SCHOOL ID WITH PHOTO GRAPH	IDENTITY NUMBER	aa8854
CATEGORY	GENERAL(O/R)		
ARE YOU PWD CANDIDATE (AS PER THE CRITERIA MENTIONED IN THE INFORMATION BULLETIN)?	NO		
ARE YOU DIABETIC?	NO	ANNUAL INCOME OF THE PARENT'S/GUARDIAN	200001 - 300000

Contact Details

Present Address			
PREMISES NO./NAME	QWS 14	SUB-LOCALITY	SAROJINI NAGAR
LOCALITY	NDMC	COUNTRY	INDIA
STATE/UT	DELHI	DISTRICT	NEW DELHI
PIN CODE	110003	CANDIDATE EMAIL	YADAVIRA.SCH005@HOTMAIL.COM
MOBILE NUMBER	+91 8861234567	ALTERNATE MOBILE NUMBER	NA
Permanent Address			
PREMISES NO./NAME	QWS 14	SUB-LOCALITY	SAROJINI NAGAR
LOCALITY	NDMC	COUNTRY	INDIA
STATE/UT	DELHI	DISTRICT	NEW DELHI
PIN CODE	110003		

Apply for

Apply for	CLASS 6	Pass Status	APPEARING
Board Name	CBSE	School Name	ATAL AGRASH VIDYALAYA
Pending Year	2021	Course Stream	CLASS 6
RESULT MODE	PERCENTAGE	TOTAL MARKS	400.00
OBTAINED MARKS	200.00	MARKS PERCENTAGE (%)	50.00

Document Uploaded

S.NO.	DOCUMENT	VIEW
1.	PHOTO	
2.	SIGNATURE	

Back

NSSNET-2024

ABC
Application Number
246110000046
Logout

Registration

Application

Payment

Mobile Verify

Mobile Verify

Mobile Number *

Captcha *

SEND OTP

Review Page



Please review the following information before **'FINAL SUBMIT'**

If you would like to changes any information, Please use the links provided on the **Left Menu Bar**

Particulars checklist to be verified

Kindly verify all the particulars used below carefully and ensure you have filled correct information. NO change will be permitted once the Registration form is submitted at any later stage of the examination.

- My Name
- Date of Birth
- Category
- Father's Name
- Gender
- I Agree
- Mother's Name

Final Submit

Close

NSSNET-2024

ABC
Application Number
.248110000046
Logout

Registration

Application

Payment

Mobile Verify

Payment

Registration Application Payment

Name	ABC
Application Number	248110000046
Amount	₹ 250.00

Pay now

Go to Dashboard

Sr. No.	Order ID	Transection ID	Exam Fee	Paid Amount	Payment Gateway	Payment Submit Date	Payment Response Date	Payment Status
---------	----------	----------------	----------	-------------	-----------------	---------------------	-----------------------	----------------



011-40759000



National Testing Agency

(An autonomous organization under the Department of
Higher Education, Ministry of Education, Government of India)

Help Desk Numbers: 011 4075 9000, 011 6922 7700

E-mail address: nssnet@nta.ac.in

Website: <https://exams.nta.ac.in/NSSNET/> ; <https://nssnet.ntaonline.in/>